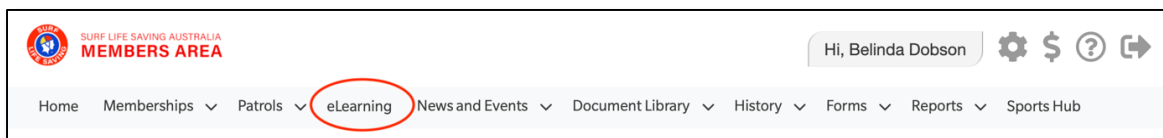


How to Register for the 2023/24 Skills Maintenance Sessions:

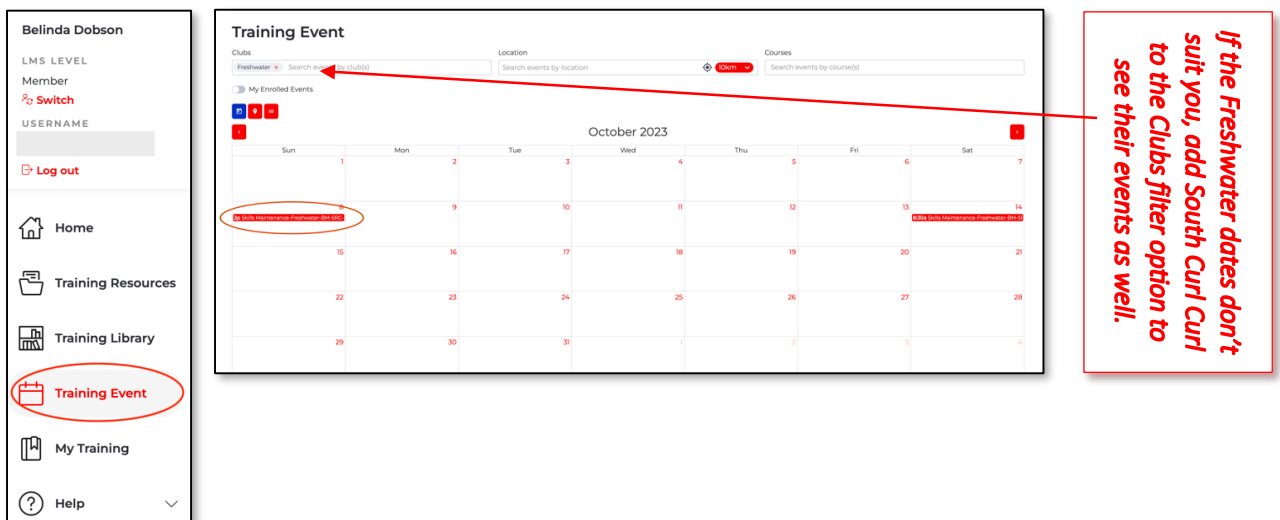
You need to have your own SLS Members Area account. This is the same place you renew your membership each season. To log into your account, go to members.sls.com.au and enter your login details.

Once you've logged into your SLS Member Area account, follow the steps below.

1. Select *eLearning* from the menu options along the top of the screen.

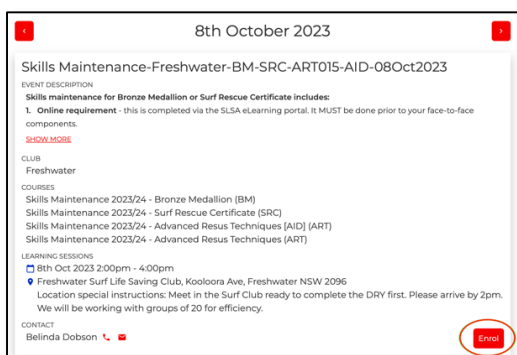


2. Once you are in the eLearning page, select *Training Event* from the options on the left. When the calendar page appears, it will default to viewing the current month and only events at Freshwater. Click the calendar forward to October or November.

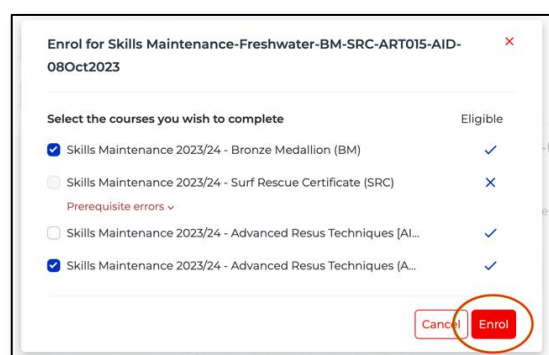


The screenshot shows the 'Training Event' calendar interface. On the left, a sidebar menu has 'Training Event' circled in red. The main calendar view shows October 2023. A red circle highlights an event on the 8th of October. A red arrow points from this event to a callout box on the right. The callout box contains the text: 'If the Freshwater dates don't suit you, add South Curl Curl to the Clubs filter option to see their events as well.'

3. Click on the event that suits your availability to see the details, and then click on the *Enrol* option. A window will appear to confirm which awards you are eligible to complete skills maintenance for. Click *Enrol* again to register for the event.



The screenshot shows the event details for '8th October 2023'. The event is titled 'Skills Maintenance-Freshwater-BM-SRC-ART015-AID-08Oct2023'. It includes an event description, club information (Freshwater), and a list of courses: Skills Maintenance 2023/24 - Bronze Medallion (BM), Skills Maintenance 2023/24 - Surf Rescue Certificate (SRC), Skills Maintenance 2023/24 - Advanced Resus Techniques (AID) (ART), and Skills Maintenance 2023/24 - Advanced Resus Techniques (ART). The learning sessions are listed as '8th Oct 2023 2:00pm - 4:00pm' at 'Freshwater Surf Life Saving Club, Kooloora Ave, Freshwater NSW 2096'. A red circle highlights the 'Enrol' button at the bottom right.



The screenshot shows the enrolment confirmation window titled 'Enrol for Skills Maintenance-Freshwater-BM-SRC-ART015-AID-08Oct2023'. It asks to 'Select the courses you wish to complete' and lists the following options with their eligibility status:

Select the courses you wish to complete	Eligible
<input checked="" type="checkbox"/> Skills Maintenance 2023/24 - Bronze Medallion (BM)	✓
<input type="checkbox"/> Skills Maintenance 2023/24 - Surf Rescue Certificate (SRC)	✗
Prerequisite errors ▼	
<input type="checkbox"/> Skills Maintenance 2023/24 - Advanced Resus Techniques [A...]	✓
<input checked="" type="checkbox"/> Skills Maintenance 2023/24 - Advanced Resus Techniques (A...)	✓

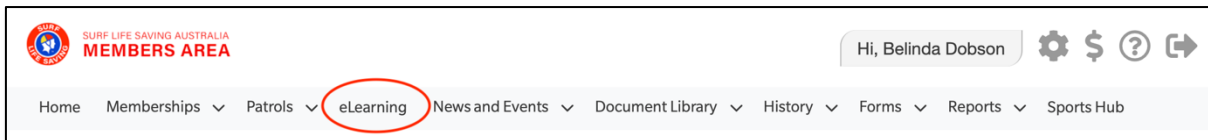
At the bottom right, there are 'Cancel' and 'Enrol' buttons, with the 'Enrol' button circled in red.

How to Access the 2023/24 Skills Maintenance Online Courses:

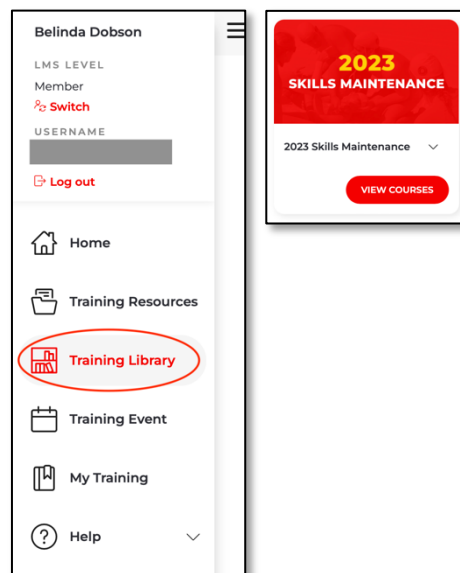
You need to have your own SLS Members Area account. This is the same place you renew your membership each season. To log into your account, go to members.sls.com.au and enter your login details.

Once you've logged into your SLS Member Area account, follow the steps below.

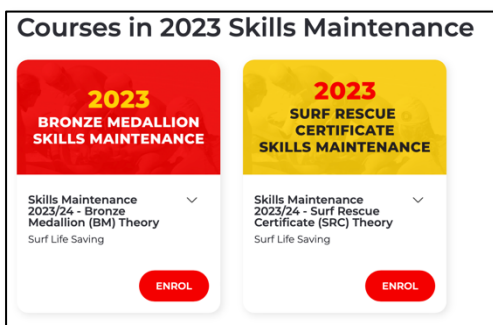
1. Select **eLearning** from the menu options along the top of the screen.



2. Once you are in the eLearning page, select **Training Library** from the options on the left. You should then see the 2023-24 Skills Maintenance icon in the top left corner of the page. Click on **view courses**.



3. Enrol in either the Bronze or SRC Skills Maintenance courses. If both appear for you, enrol in the Bronze course. Go ahead and complete the required modules, making sure you click the **Exit** button at the top left of the screen any time you finish a section.



The Bronze theory has 4 modules and all of them need to be completed!

